


Plaques & Plates



Precision Tooled / Cast Metal



Etched



Wayfinding / ADA

Made True.

CAST & PRECISION TOOLED PLAQUES

Materials

All plaques are made using materials of the highest quality alloys. Whether lead- and mercury-free bronze, high-grade aluminum or lead-free brass. We cast metal plaques that make a lasting impression. All metal plaques come with a LIFETIME GUARANTEE.



Precision Tooled Alloy 5052
Cast Alloy 356




Precision Tooled Alloy 22000
Cast Alloy Navy G




Alloy C46400
Precision Tooled Only

Background Textures




Leatherette
(84" max. dimension)




Stipple
(84" max. dimension)



Sand



Pebble



Classic Leather
(Cast only 28" x 48" max)


Standard Borders




No Border



Single Line




Inset Single Line




Double Line



Inset Double Line




No Border Bevel*




Single Line Bevel



Inset Single Line Bevel*



Double Line Bevel



Inset Double Line Bevel*



Single Line Wide Bevel*




Projected Bevel*



Double Line Wide Bevel*

Custom Borders


Precision Tooled



Jewel



Ivy



Adam



Greek Key

Cast Sculpted



Others borders are also available.

CAST & PRECISION TOOLED PLAQUES

Background Colors

Shown are the most common background colors. There are 45 additional colors available along with custom color matching capabilities.



Black-2025



Dark Oxide-1315



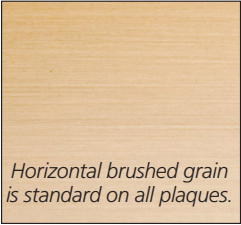
Brown-F63R



Duranodic Bronze-3130

Standard Finish Options

Brushed Finish



Edge Color



Clear Coat Options



Satin is standard on brushed finishes. Gloss is standard on polished finishes. Matte is standard on PhotoRelief™. Clear coat for harsh environments is also available upon request at no charge.

Specialty Finishes

Specialty finishes that provide a classic look. Oxidized finishes are available in Bronze alloys only, Flash Bronze (interior only) is an aluminum alloy treated to look like bronze.



Chemical Light Oxidized



Chemical Oxidized



Chemical Dark Oxidized



Flash Bronze
Interior Applications Only



Raised Painted

(Alternate oxidized also available.)

Polished Finishes



Polished Bronze



Polished Brass
Precision Tooled Only



Polished Aluminum
Precision Tooled Only




Buffed Aluminum
Cast Only

Aluminum will not have a mirror polish, but a bright reflective finish.

CAST & PRECISION TOOLED PLAQUES


Portrait Options

Below are the most common portrait options available.



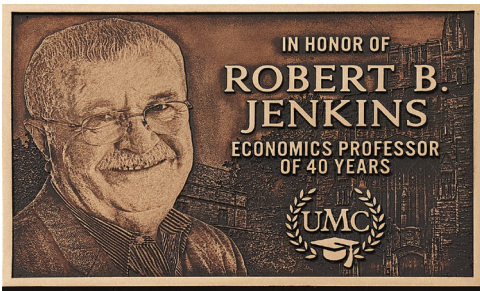
Bas Relief

Solid cast dimensional metal portrait attached to any cast or precision tooled plaque. Standard overall height of 4" to 24" with a finished depth of 3/4" to 1".




Flat Relief

An alternative to the expensive and time-consuming process of bas relief, Gemini's flat relief plaques are two-dimensional images that are part of a plaque.




PhotoRelief™

A seamless blend of casting and photography, PhotoRelief™ is perfectly suited for unique signage, historical markers, or any plaque that tells a story with words and pictures.




Etched

Available in stainless steel, bronze and brass.



UV Colorlast Print

For use in wayfinding, these all metal panels have your 1200 dpi full color image printed on aluminum, brass, bronze or stainless steel.



Oval & Rectangular Ceramic Inserts

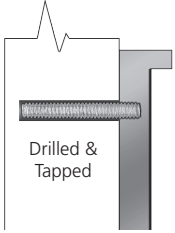
A photograph is scanned at high resolution and a digital transfer is produced and applied to the blank.

CAST & PRECISION TOOLED PLAQUES

Mountings

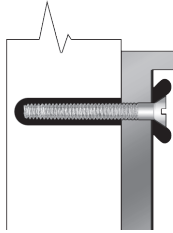
Available in Blind Mount (no mounting hardware visible), Through Hole Mount (screw heads or screw heads with rosettes visible), or Stake & Post Mounts. Mounting options vary by type of plaque.

Surface Mounts

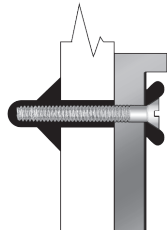


Drilled & Tapped

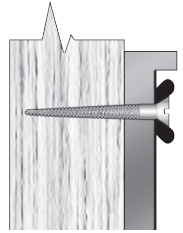
Blind Mount (Type A)



Solid Wall Mount (Type B)



Hollow Wall Mount (Type C)



Wood Mount (Type D)

Post Mounts



Post Mount (Type F)
up to 720 sq. in.



(cast only)
Post Cap Mount (Type R)
up to 30" x 30"

Stake Mounts



Garden Stake Mount (Type E)
Single stake up to 12" x 8"
Double stake up to 20" x 8"




(cast only)
Square Post Side Mount
up to 5,040 sq. in.



(cast only)
Square Post Back Mount
up to 5,040 sq. in.

Rosettes

Rosettes are decorative covers, designed to conceal mounting screw heads used to mount bronze and aluminum plaques. Rosettes are available in various sizes, materials, finishes and types. Bronze rosettes with highlights have been oxidized, while aluminum rosettes with highlights are either sandblasted or can be painted to match the plaque background colors. Screw heads can also be painted to match plaque background colors.



R-1

R-2

R-3

R-4

1" & 1 1/2" only

R-5

R-6

R-7

1" & 1 1/2" only

CAST & PRECISION TOOLED PLAQUES

We can produce nearly any official government or armed forces insignia in bronze or aluminum. Standard seals include Army, Navy, Air Force, Marines, Coast Guard, Merchant Marines, Space Force, Department of Homeland Security, POW/MIA, and Department of Veterans Affairs.



Standard sizes available from 10" - 96" diameters with blind mount screw holes & studs included.

- Flat artwork: 10", 12", 14", 16", 18", 24", 30", 36", 40", 48", 60", 72", 84", 96"

- Sculpted artwork: 16", 18", 24", 30", 36", 40" & 48"



Wayfinding / ADA

Available in the standard 7" x 8.5" x .25" with a stipple or sand background or in your own custom design. All copy (standard lettering and Grade 2 Braille) and border is raised from the background. Lettering is raised .05" while Braille is raised .031".



Custom ADA



Standard ADA



Custom ADA



Custom ADA

Unlike other ADA compliant products – Gemini's patent pending process does not use loose beads for the Braille component.

Precision Tooled Benefits

Gemini has the best pricing and fastest delivery of solid aluminum, bronze and brass plaques. The following are distinct benefits of buying precision tooled plaques from Gemini:

- 10% less expensive than cast plaques (on average)
- Fastest production time in the industry-an average of ten days
- Detailed letters, logos, Braille and standard borders without extra costs
- Any size up to 38" x 84" in any fractional dimension
- Letters as small as 1/4" high with crisp, clean, deep edges-font style may vary
- Aluminum, bronze and brass metal options
- Lower carbon footprint than cast products
- Precise dimensions when alignment is critical

Cast Benefits

Metal casting is a 6,000-year-old process that has clearly withstood the test of time. A mold of sand or clay is crafted to the desired shape before molten bronze or aluminum is poured and allowed to solidify. The result is a durable, one-piece plaque that can be finished and mounted to fit the desired application.

Gemini has foundries that can produce bronze castings up to 96" in diameter and aluminum castings of even greater dimensions. All of our facilities melt their metal using nonpolluting electric furnaces, and use only prime grade, lead- and mercury-free alloys.

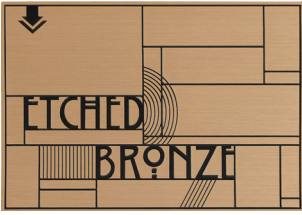
You should consider ordering a cast plaque from one of Gemini's foundries if your plaque order requires:

- Integral sculpting and background textures
- Greater depth and dimension
- Sizes up to 96" circular diameter
- Multiple castings of identical plaques - discounts may be available upon review


ETCHED PLAQUES

Materials

Available in thicknesses of 1/16", 1/8" and 1/4". Multi-color painting, photo-etching, complex line art and polishing also available.



Alloy C22000
36" x 72" maximum*



Naval Brass C46400
36" x 72" maximum*



Alloy C304
36" x 72" maximum*

*Maximum size of plaques will be dependent on the thickness of the material

Recessed vs. Raised



The standard on all Acid Etched Plaques is recessed text and graphics that are paint filled.



When raised text or graphics is specified, the background will be painted, leaving the text or graphics in the alloy color.

THIN GAUGE METALS

For the widest variety in materials, finish and flexibility, consider our selection of thin gauge metal plaques & signage. Choose from multi-color printing, sublimation, or etched finishes on steel, aluminum, brass, nickel silver, or copper.

